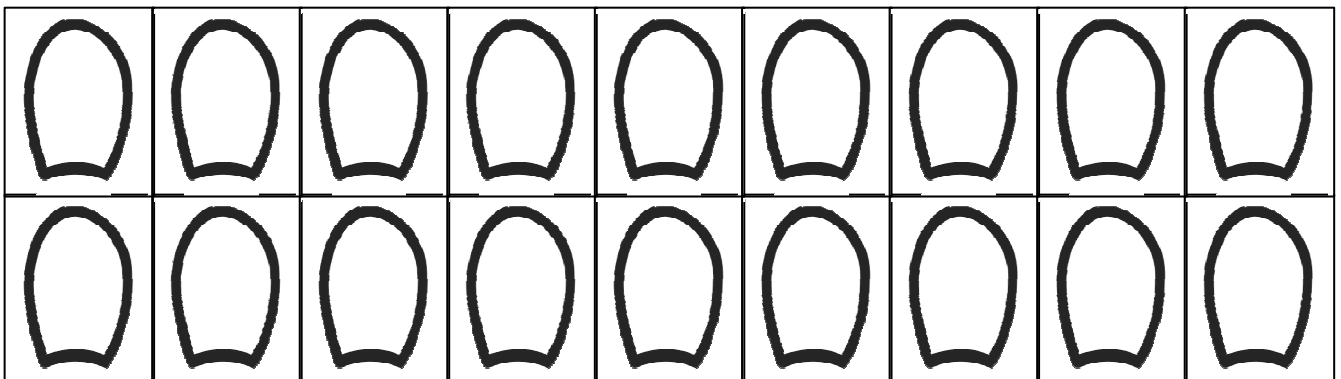











PRENOM : _____

DATE : _____

Colle **AUTANT** de pétales sur chaque fleur.



1 Le hérisson a 5 pics. Dessine ou barre les pics.



www.maitresseautableau.eklablog.com

2 Je m'entraîne à écrire.

5







Maths Période 2

Le nombre 5

2

1

En tout il y a 5 jetons. Ecris le nombre de jetons cachés sous le verre.



www.maitresseatableau eklablog.com

2

Je m'entraîne à écrire.

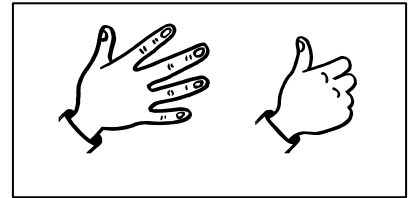
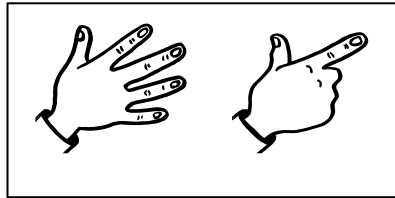
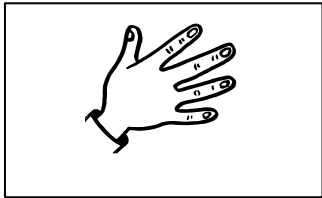
5

Maths Période 2

Les nombres de 5 à 10

1

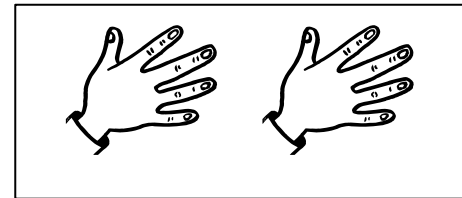
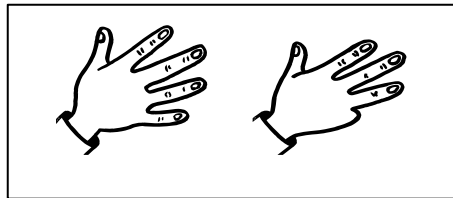
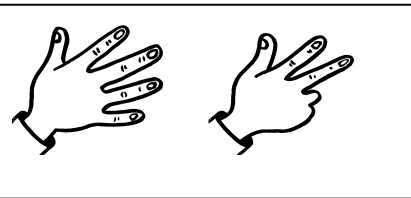
Colorie le bon nombre.



2 5 4

7 6 8

5 6 8



7 9 8

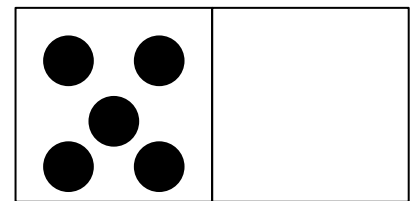
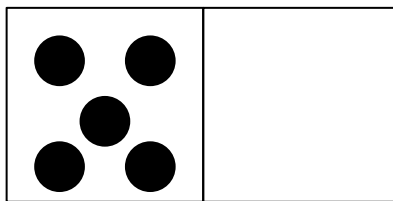
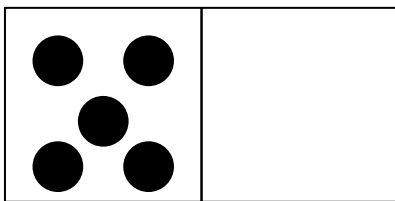
7 9 8

10 1 8

www.maitresseatableau.eklablog.com

2

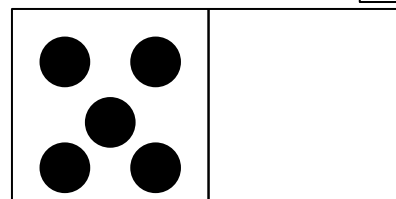
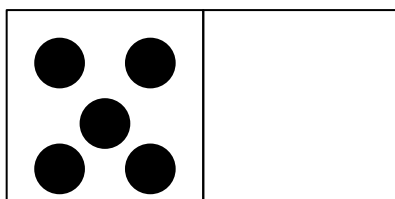
Colle les points manquants.



6

8





























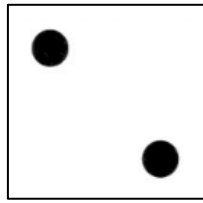

7



9

10












Maths Période 2

Les nombres de 5 à 10

1 Colorie le nombre demandé.

8	
7	
5	
4	
10	
6	
9	

2 Colle les représentations des nombres.

6	7	8	9	10



Maths Période 2

Manipuler les quantités

5

1

Va chercher juste ce qu'il faut de gommettes pour qu'il y ait 2 arbres dans chaque maison. Essaie de faire le moins de voyages possible.

Nombre d'essais :



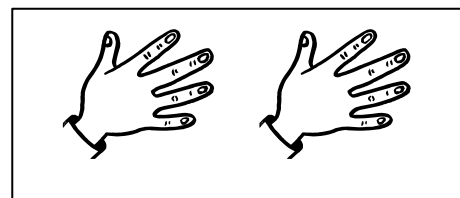
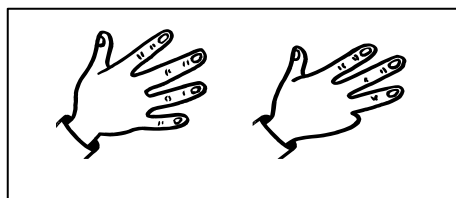
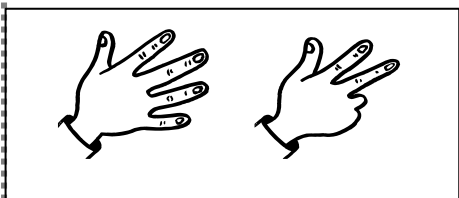
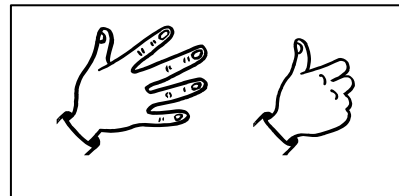
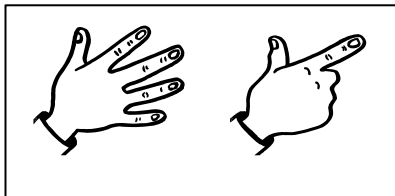
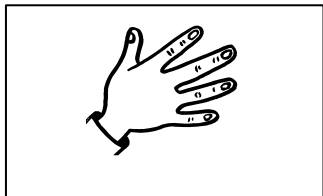
Maths Période 2

Les nombres de 5 à 10

7


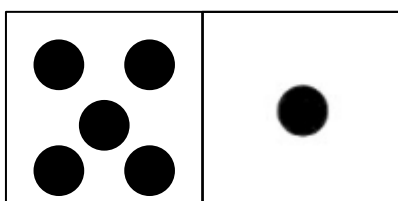
1

Ecris le bon nombre.


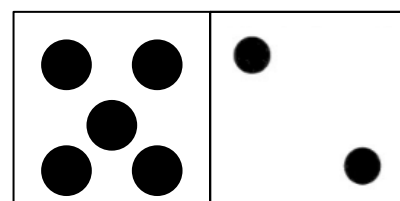


2


Colle les dominos ou les chiffres.



8




9




10


6 7 8 9




6 7 8 9



6 7 8 9



6 7 8 9



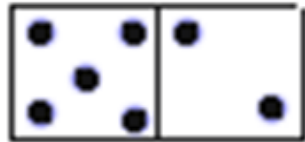



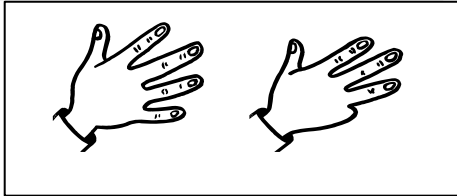
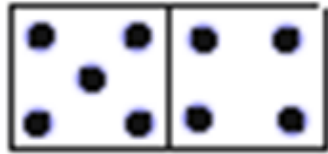
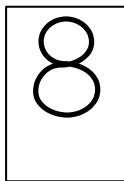
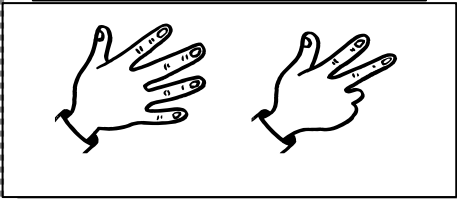
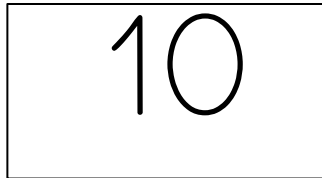
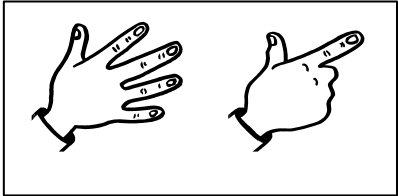

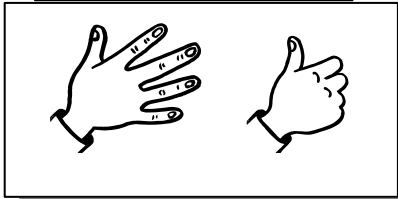
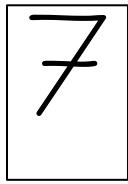
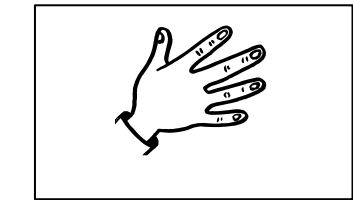
Maths Période 2

Les nombres de 5 à 10

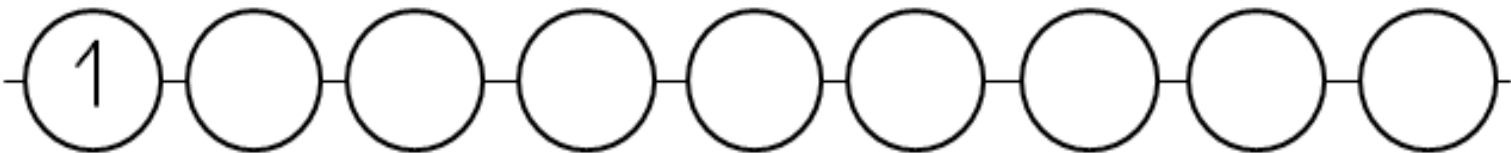
1 Colorie les étiquettes identiques de la même couleur.



www.maitresseatableau.eklablog.com



2 Complète la bande numérique.


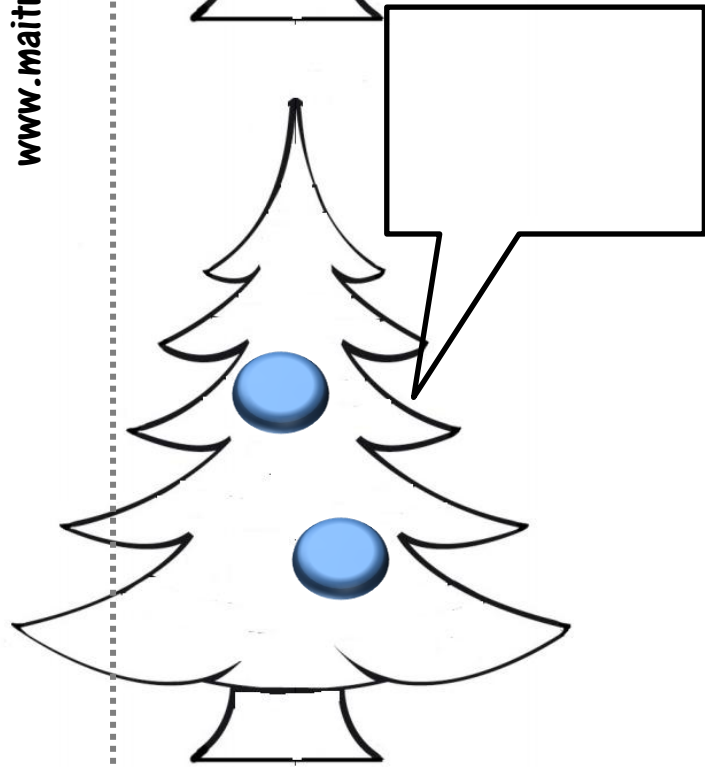

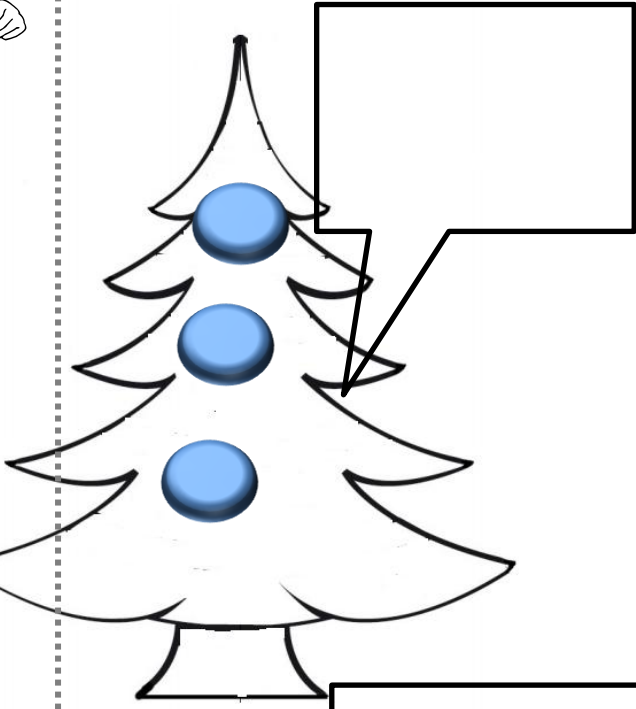


1

Sur le sapin il y a 6 boules mais on ne voit que celles de devant. Combien y'en a-t-il derrière? Dessine les.



www.maitresseatbleau.eklablog.com








2

Je m'entraîne à écrire.

6





1 Olaf a 6 boutons. Ecris le nombre de boutons manquants



2 Je m'entraîne à écrire.

6









PRENOM : _____


DATE : _____

Écris le code de la case dans laquelle se trouvent les animaux.

	1	2	3	4
A				
B				
C				
D				




(A ,)



(,)



(,)




(,)

PRENOM : _____

DATE : _____

Dessine les formes dans les bonnes cases.


	1	2	3	4
A				
B				
C				
D				



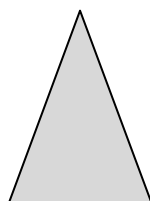
(A , 1)



(B , 3)



(C , 2)



(D , 4)

Nom :

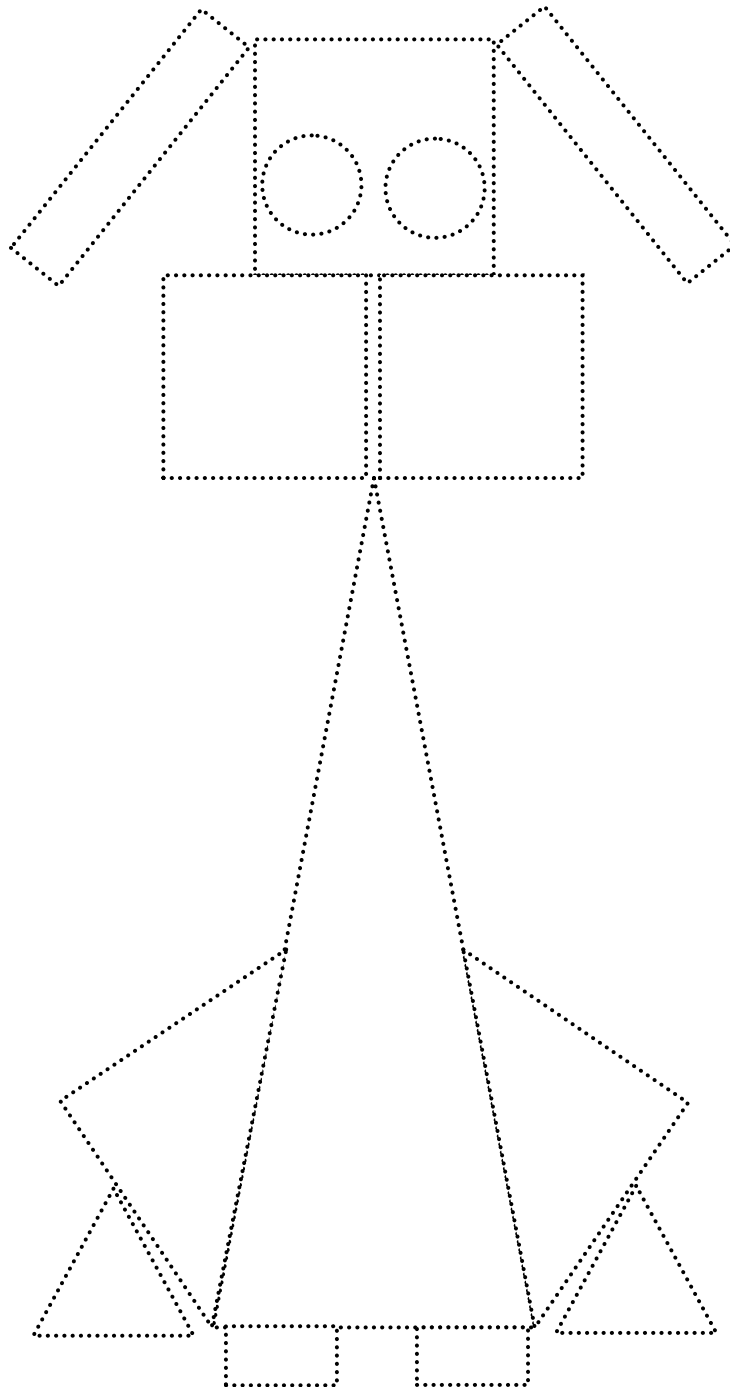

Date :



- Identifier et tracer des figures géométriques : carré, triangle, rectangle et rond.

carré, rectangle, triangle, rond





Observe le code couleur et repasse sur le contour des formes avec la bonne couleur.






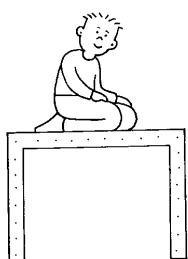
PRENOM : _____

DATE : _____





Colorie le garçon qui est devant.







Colorie le garçon qui est derrière.



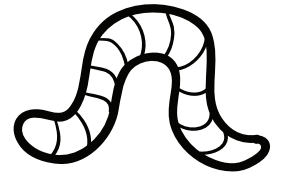



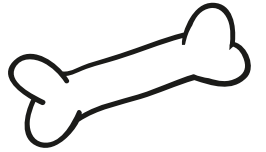


Colorie le garçon qui est au dessus (sur).



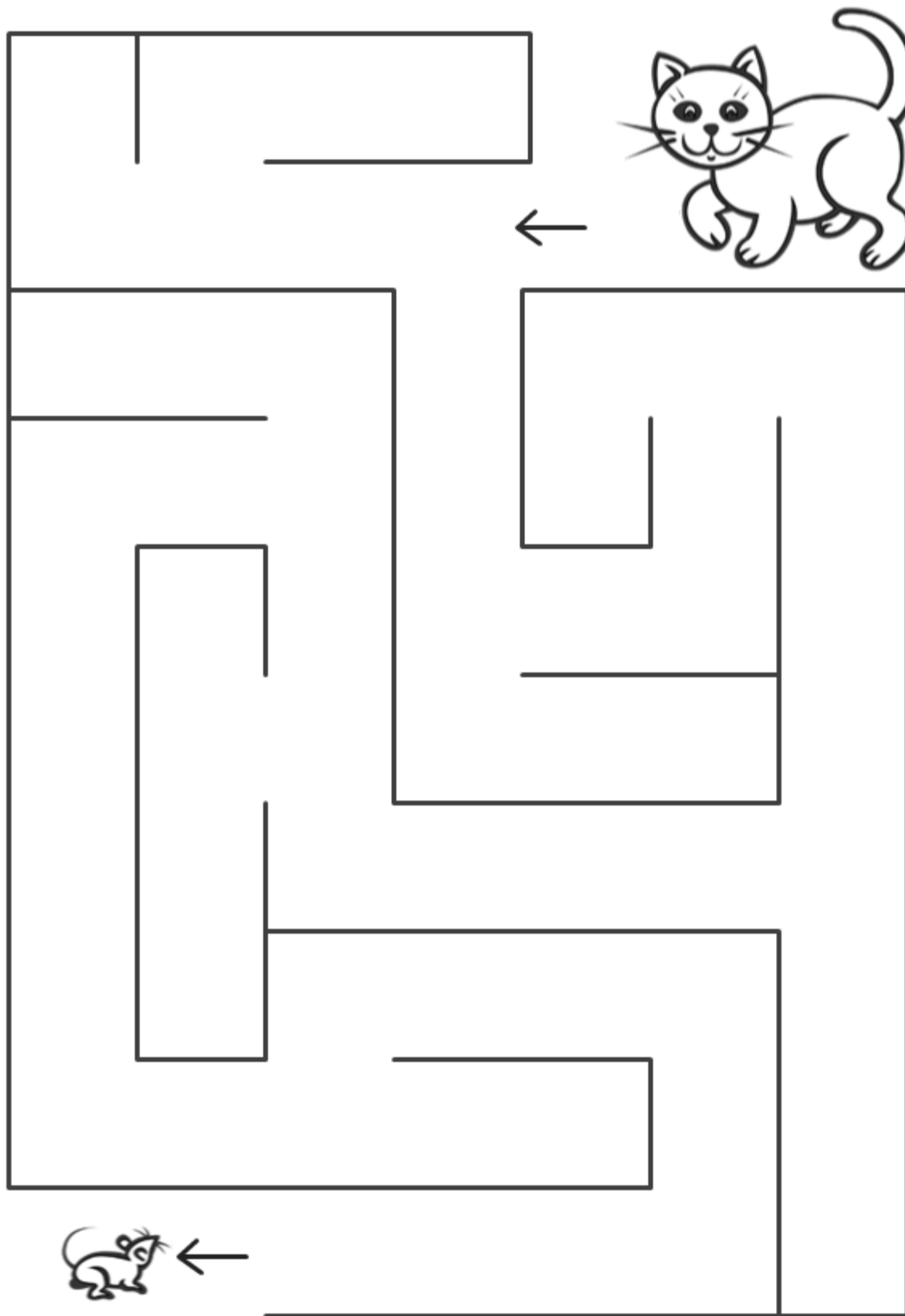
Colorie le garçon qui est en-dessous (sous).

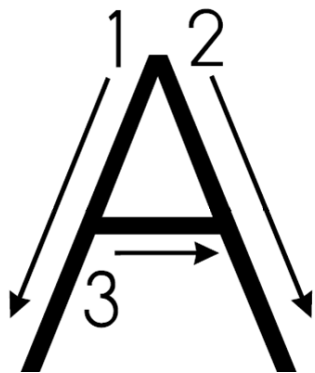


Relie chaque animal à sa nourriture.



Le chat aimerait attraper la souris.
Avec ton crayon, indique-lui le chemin à suivre.





A V I O N

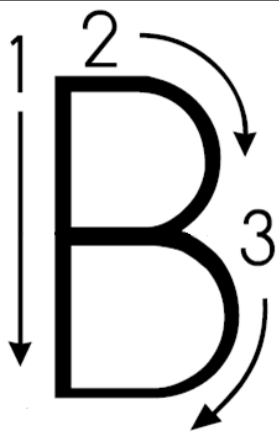


A A

A A



A N A N A S



B A L E I N E



B B








B B



B A T E A U

Majuscule 4 lettres – trouve la lettre manquante

<http://enfantbebeloisir.over-blog.com>

		O	T	O
		I	E	N
		O	U	P
		E	B	E
		P	E	E
		O	N	D
		A	I	S